

Doppler Wind profiler uncertainty in a turbulent atmosphere

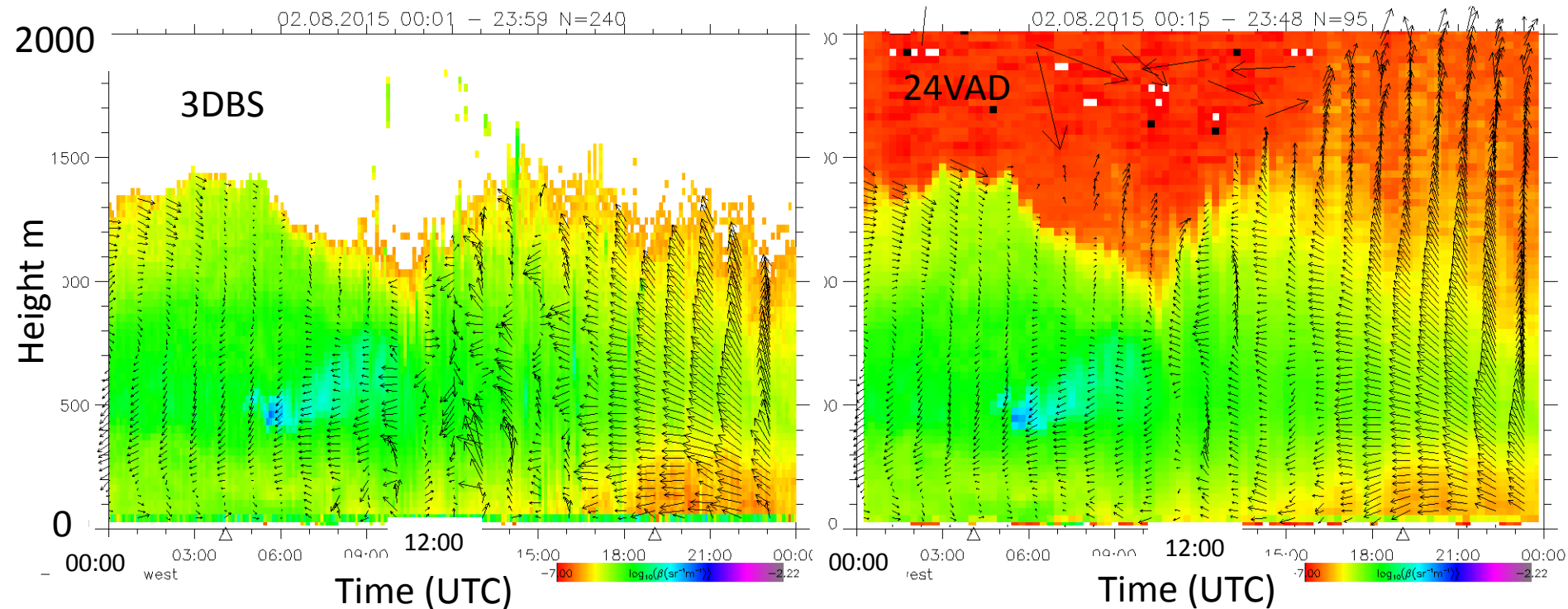
Jan H. Schween

Inst. f. Geophysics and Meteorology

University of Cologne

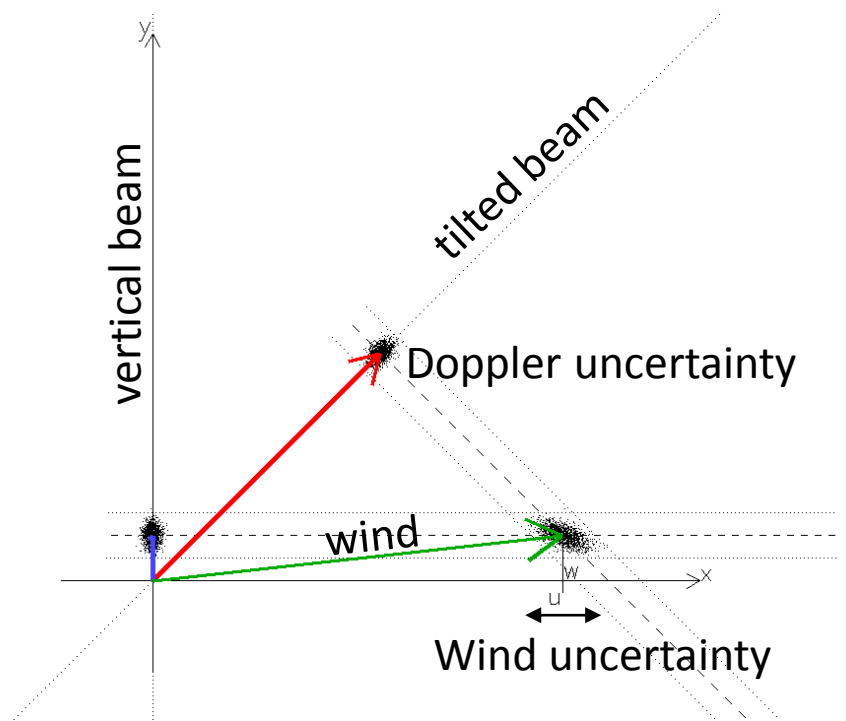
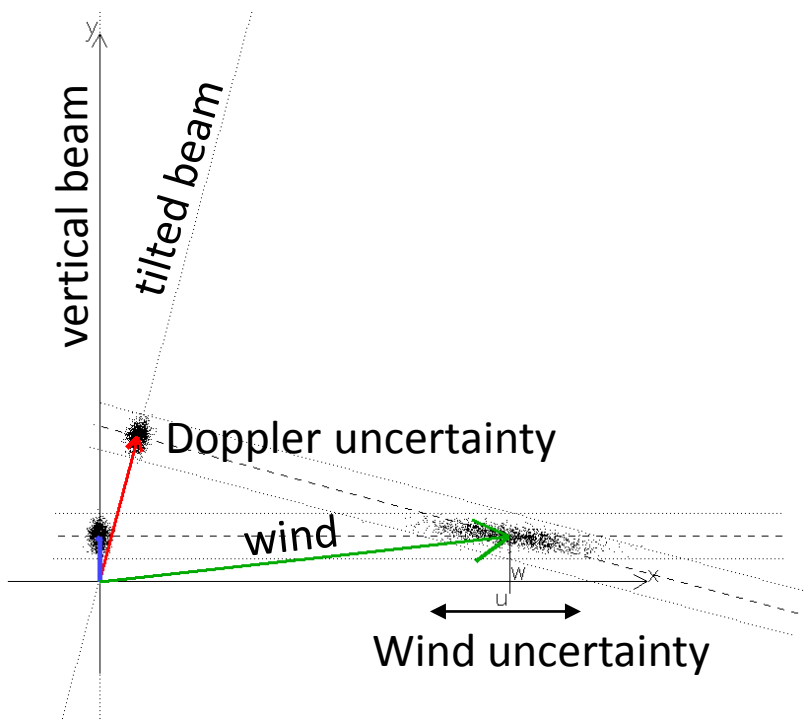
Motivation

- More and more Doppler wind profiler available (radar, sodar, lidar)
- providing wind data to assimilation requires uncertainty estimates
- Current uncertainty estimate consider only Doppler uncertainty – not turbulence



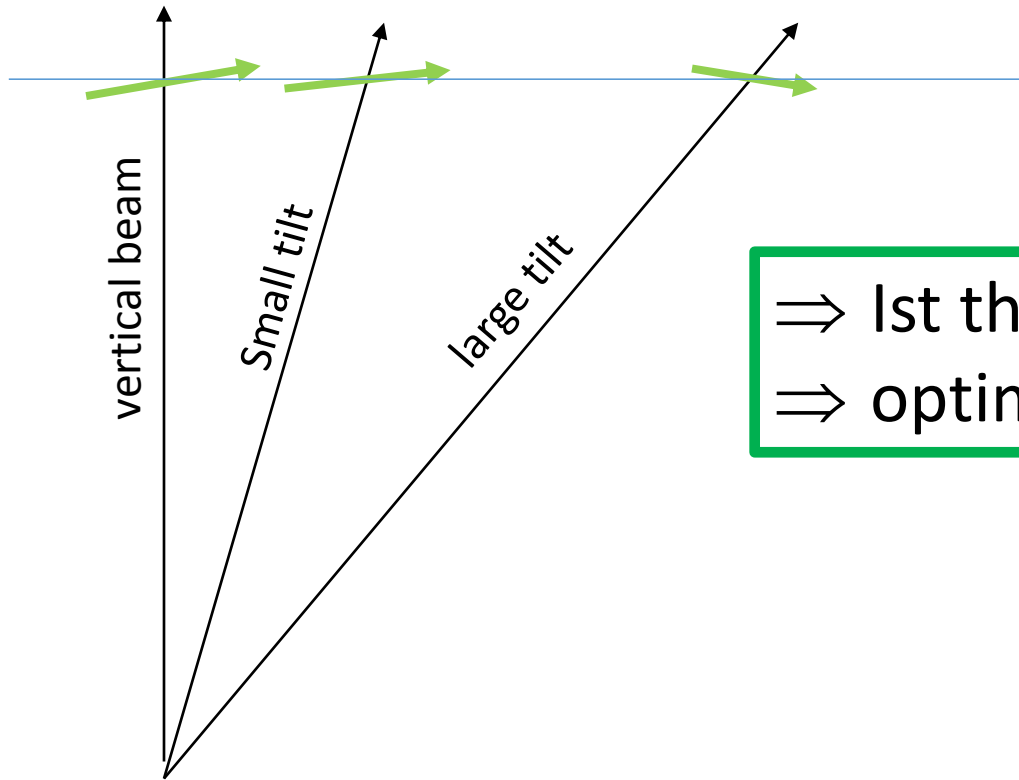
Motivation: large tilt

- To get horizontal wind component beams must be tilted
- The larger the tilt the smaller the uncertainty
- => tilt should be large !




Motivation: small tilt

- Large tilt => large separation => different wind
- Tilt should be small !



⇒ Ist there an optimum tilt ?
⇒ optimal scan ?

Two beams + turbulence



- One vertical and one tilted beam
- Differences in wind speeds described by covariances
- Gaussian error propagation
- Separation introduces auto- and cross-covariances between u, u and u, w etc. at the two locations of the vertical beam (r_1) and the tilted beam (r_2) :
 - If there is upwind at r_1 there might be also upwind at r_2
 $\Rightarrow w'_{r_1} w'_{r_2}$
 - If there is upwind at r_1 horizontal wind speed at r_1 might be lower
 $\Rightarrow u'_{r_1} w'_{r_1}$
 - If there is upwind at r_1 horizontal wind speed at r_2 might be lower
 $\Rightarrow u'_{r_2} w'_{r_1}$
 - ...

assumptions

homogeneity of the turbulent field

$$\Rightarrow \dots \overline{u'^2_{s1}} = \overline{u'^2_{s0}} = \overline{u'^2} \text{ and } \overline{u'_{s1}w'_{s1}} = \overline{u'_{s0}w'_{s0}} = \overline{u'w'}$$

- horizontal **isotropy for form** of C_{uu} , C_{uw} etc.
 \Rightarrow depend only on scalar distance
- All normalized auto- and cross-covariances are the **same**:

$$C_{uu}(r) = C_{uw}(r) = C(r)$$

- Especially the last is a very strong assumption. But we believe deviations are small enough to allow for the use in this *uncertainty estimate*

Two beams: equation

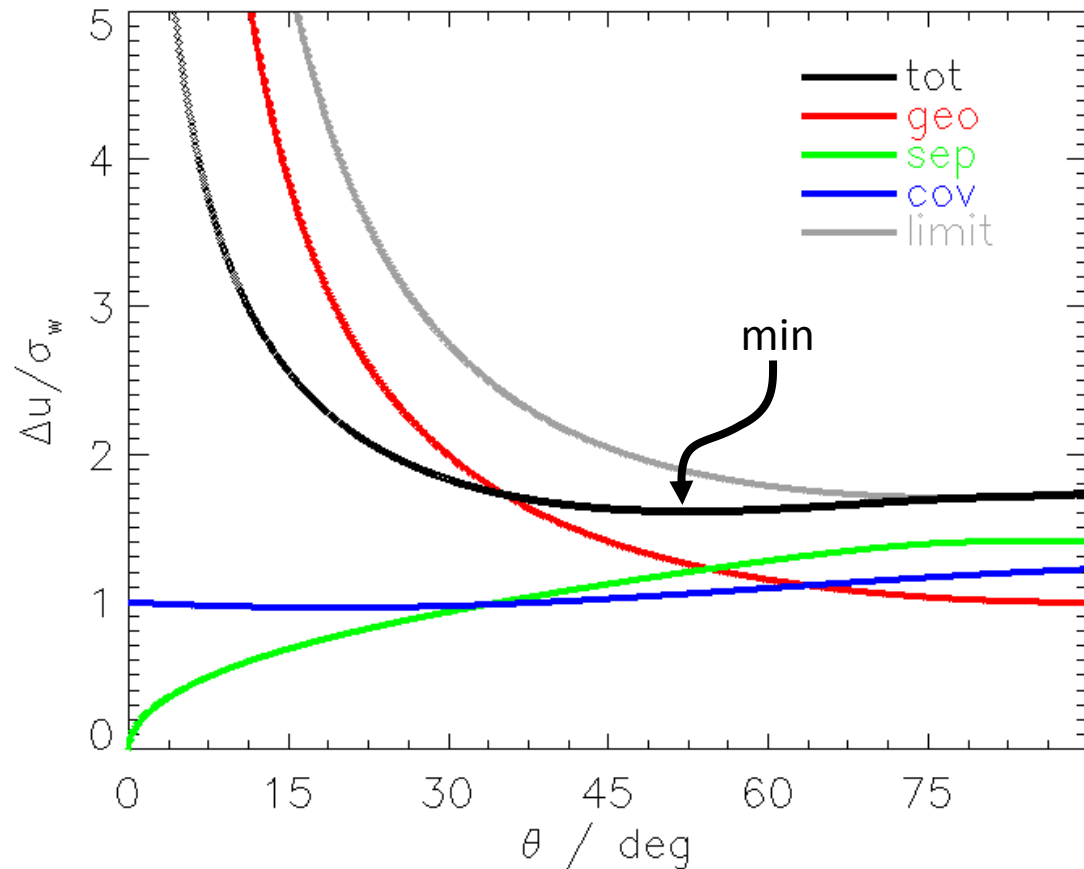
- Equation for one vertical one tilted beam

$$\left(\frac{\Delta u_{rs}}{\sigma_w}\right)^2 = \underbrace{\frac{1}{s_\theta^2}}_{\text{Geometry}} \cdot \underbrace{2[1 - C(r_{01})]}_{\text{separation}} \cdot \underbrace{\left(s_\theta^2 \cdot \frac{\overline{u'^2}}{\sigma_w^2} + 2s_\theta c_\theta \cdot \frac{\overline{u'w'}}{\sigma_w^2} + c_\theta^2\right)}_{\text{Effect of (co-)variances}}$$

- Similar equations can be derived for arbitrary scan pattern with many beams

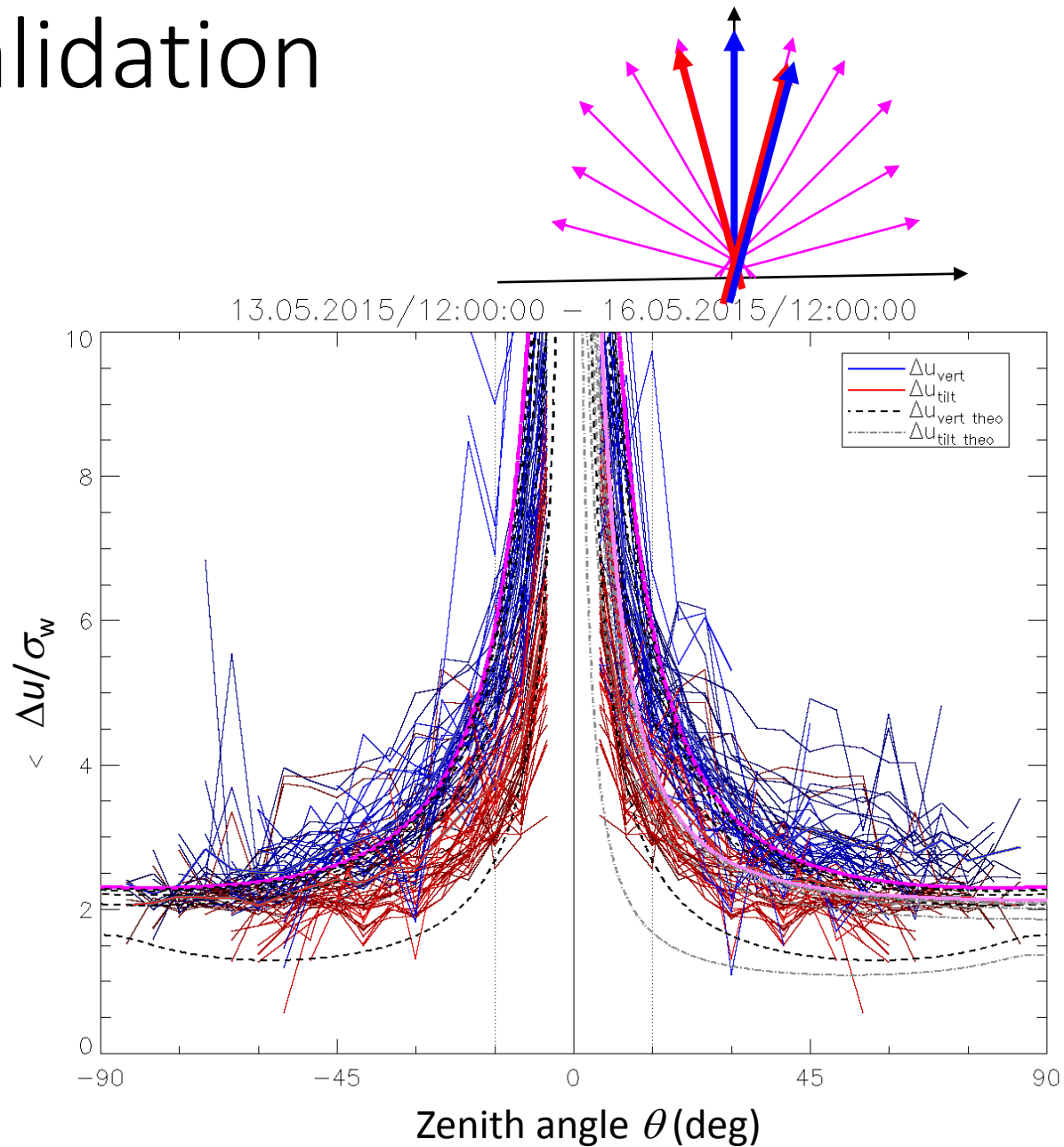
Two Beams: evaluation

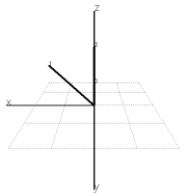
- $C(r)=\exp(-r/L)$
 $r = z \cdot \tan \theta$, $z = L = 300\text{m}$,
 $uu/\sigma_w^2=1.2$, $uw/\sigma_w^2=-0.2$
- **geometry factor** dominates
- Effect of **(co-)variances** is small => we do not need to know uw etc. exactly
- Weak Minimum at $\sim 50\text{deg}$
- uncertainty of 2-tilted beams is smaller than 1tilt+1vertical



Two Beams: Validation

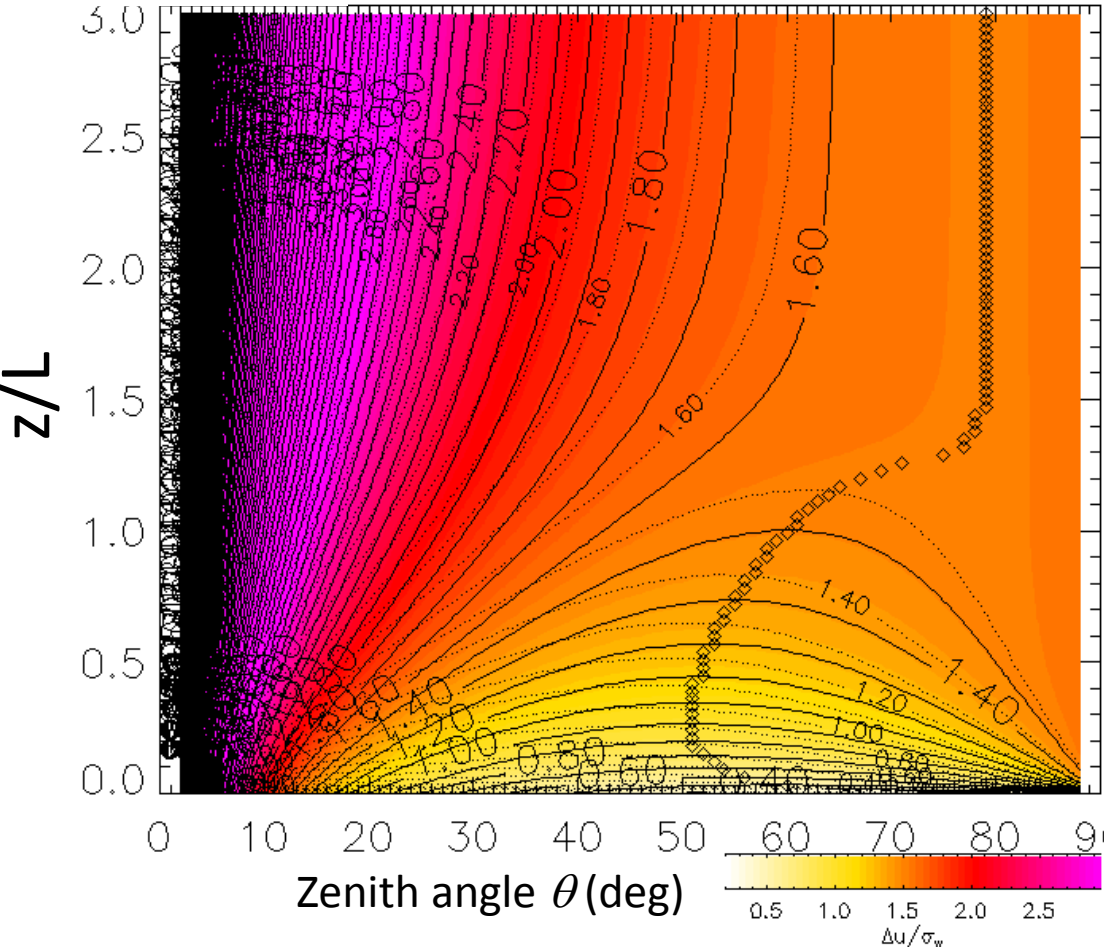
- RHI-> two beams
 - 1 tilted 1 vertical
 - 2 tilted
 - $f(\text{ele})$ and $f(z)$
 - Difference to VAD-36
 - RMSE over 4days
- Principal form confirmed with very large errors at zenith and decay towards low elevations
- 2 tilted is better than 1tilted
- asymmetry for 1tilted beam => inhomogeneity





Many beams: 3 DBS

DBS 3

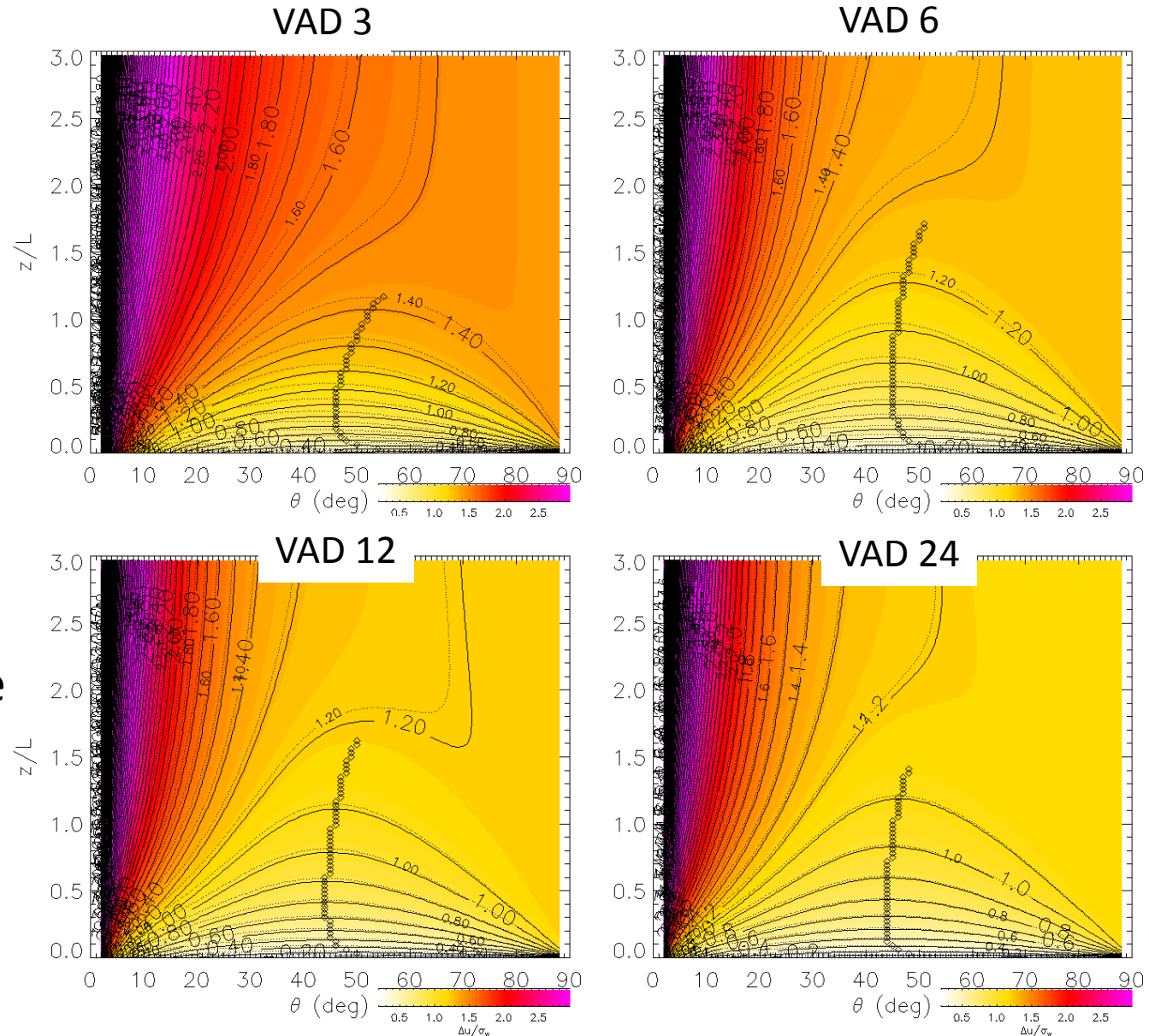


$\Delta u / \sigma_w$

- With $\Delta D / \sigma_w = 0.25$
(Color shading and solid lines)
- No Doppler uncty.
($\Delta D = 0$, dotted)
- Elevation of minimum
(symbol)
- Doppler uncertainty
plays only minor role
- Minimum at zenith
angles around 55deg
- But minimum is weak

Many beams: ...

- Increasing the number of beams reduces uncertainty but follows not $1/\sqrt{N}$ law
- Minimum remains at +/- the same place and stays weak
- Larger zenith angle decreases uncty. but effect diminishes above ~ 30 deg.



Conclusions

- Uncertainty estimate requires knowledge of
 - covariance matrix of the wind,
 - Spatial auto- and cross-correlations of the wind components
 - we solved this with simplifications/assumptions
- DBS-3 scan has larger uncertainty than VAD-3
- More beams decrease uncertainty
 - but effect is less than $1/\sqrt{N}$ law and
 - diminishes with increasing N
 - gain for $N > 12$ is minimal
- Uncertainty decreases with increasing zenith angles
 - effect is for $\theta > 30^\circ$ small
 - there is a weak minimum around 55deg at low heights.